

## FATIGUE FAILURE OF BOLTS



**Albert K. Fletcher**  
CEO/PM Consultant  
(Dataman System Consultancy)

*This article was written by Bill Eccles. Bill is a Chartered Engineer with specialty in Bolting Technology. His company Bolt Science writes and markets bolted "joint analysis" software with complete consultancy assignments and training courses.*

### Fatigue is Progressing Cracking

The crack can start at some existing defect, such as an inclusion in the metal, or at point of high stress, such as a notch, and slowly grow in length at each loading. It may take millions of loadings and unloadings (known as load or stress cycles) before the crack is actually detectable.

As the length of the crack increases, the material remaining is placed under increasing stress because there is less area to sustain the loading. When the crack actually reaches a critical length it progresses all the way through the material resulting in complete failure.

### A fatigue crack can take years to progress through a bolt

The term fatigue damage is frequently used to describe the damage to a part that has been sustained as a result of loading. Such fatigue damage is nowadays equated to crack

length. In some critical applications there is a requirement that bolts are periodically crack detected using dye penetrant or even by x-rays to ensure that there are no detectable cracks present. (Cracks may be present on the microscopic scale, that is, below the detection threshold of the measurement technique.)

Fatigue failure of nuts is practically unknown since fatigue cracks propagate as a result of a fluctuating tensile stress - nuts are under a compressive stress and so any pre-existing cracks tend not to propagate.

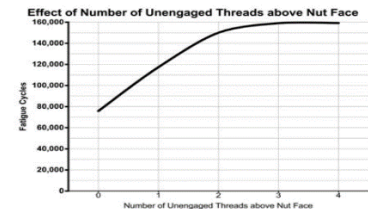
### Factors Affecting a Bolt's Fatigue Strength

1. The quality of the surface finish of the threads is known to have an effect on fatigue life: the smoother the surface, the higher is the fatigue life. Hence in general terms, threads that are rolled have a higher fatigue life than a thread that has been cut.

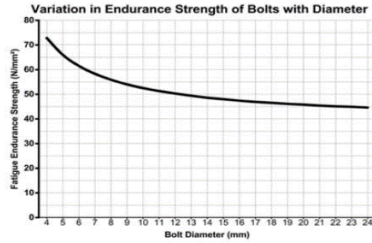
2. Fatigue cracks usually initiate in the roots of the threads, this is due to this region being highly stressed because of the local change in section (a so-called stress concentration). Thread rolling AFTER heat treatment induces localised compressive stresses in the thread roots. These compressive stresses help to prevent crack initiation and hence improve the fatigue life. Rolling the threads before heat treatment does not give the same benefit since the compressive stresses are flushed out with the heat treatment operation. Rolling after heat treatment can offer a significant improvement. Bolts with threads rolled after heat treatment can have double the fatigue strength compared with ground threads. Although rolling after heat treatment can offer

significant improvements from a design aspect, it is pretty dire from a manufacturing cost standpoint. The higher hardness of the threads significantly increases wear on the rolls resulting in a lower useful life. Effectively this results in bolts with threads rolled after heat treatment being more expensive to produce. (On large diameter threads, inducing compressive stresses in the thread roots to improve fatigue strength has been achieved by shot peening.)

3. Tests have shown that having the nut face too close to the thread run-out region of the thread can result in premature failure. The thread run-out region is usually poorly formed and is hence an area of stress concentration. The highest stressed thread is the first one in the nut; having this region in close proximity to the thread run-out results in a fatigue strength reduction. Having a distance of two or more thread pitches from the nut face to the thread run-out eliminates this effect.



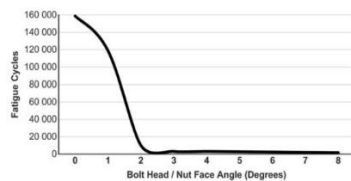
4. By increasing the size of the root radius, the stress concentration is reduced, and the fatigue strength improved. Thread profiles having a larger root radius than normal (such as MJ threads used for aerospace applications) are used where fatigue resistance is paramount. MJ threads have a minimum root radius of  $0.15 p$  (where  $p$  is the thread pitch) compared to  $0.125 p$  for standard metric threads. (Increasing the radius above  $0.18 p$  - the maximum for the MJ profile can result in interference with the nut thread profile.)



5. With fatigue there is a size effect, the larger the part – the lower is the fatigue strength, given the same stresses. This applies to bolt threads and the effect is shown in the diagram.

6. Fatigue cracks usually initiate in the thread roots but can also initiate under the bolt head. Often failure in this location is the result of an inadequate under head radius (resulting in a high stress concentration) or the bolt being mounted on an inclined surface. A small joint angle (such as two degrees) can have a dire effect on fatigue strength. This effect has caused many a service problem in the past; a comparatively common problem when bolting welded structures together.

Effect of Bolt Head / Nut Face Angularity on Fatigue Life



7. The load distribution in a nut is not even, the majority of the load is taken by the first few threads. As a result, the majority of fatigue failures in fasteners occur in the thread just under the nut.

Any changes that can be made to produce a more even load distribution in the nut will improve the fatigue strength.

8. It has been known for a long time that the use of an asymmetric thread profile can improve the fatigue life as a result of it providing a more even load distribution in the nut. The most common asymmetric

profile in present use is the Spirallock thread that is applied to the nut thread and is used with a standard bolt thread (thread inserts with the Spirallock profile are available). SPS Technologies also have an asymmetric thread profile that has been quoted to provide a 20% improvement in the bolt fatigue life.

9. On the theme of improving the load distribution in the nut to improve the fatigue life of the nut, one study reported on an investigation to change the nut profile. By placing a groove near the face of the nut and making the nut face concaved an improvement in the fatigue life of 25% was reported. This approach has been used to improve the fatigue life of very large diameter bolts. Other approaches to give a more even load distribution that have been used are: to use a nut made from a material with a different modulus of elasticity to the bolt; to have a difference in pitch between the bolt and nut threads; and to use a tapered thread.

10. In the vast majority of applications, the most effective way to ensure that the bolt is fatigue resistant is to ensure that it is tightened sufficiently. A preloaded bolt in a typical joint sustains usually only around 5% (or less) of the applied loading (the remaining 95% reduces the clamp force acting on the joint). Due to this, a properly tightened bolt is highly resistant to fatigue loading. (A conn-rod bolt for example would rapidly fail if it were not tightened.) Because the alternating load is small, so is the alternating stress, usually well below the bolt's endurance limit. Fatigue failures, when they do occur, are frequently the result of inadequate tightening or loosening that can expose the bolt to bending stresses that it is not designed to sustain.